

Draw Fusion
 will revolutionize
 the way you work.

Draw Fusion



It's literally embroidery from artwork in seconds! Combining the extensive graphics capabilities of CorelDRAW® with the superior stitch generation of Tajima DG/ML by Pulse in the same window, Draw Fusion offers a truly dynamic and interactive embroidery creation experience.


INTELLIGENT AND EASY TO USE

Open or create vector artwork in CorelDRAW®. Switch to Tajima DG/ML by Pulse and the stitches are generated automatically. No need to assign stitch types or add stitch directions to each segment manually. It's all generated automatically, based on a set of user-defined parameters, so you get premium quality embroidery with minimal effort. Perfect for screen printers and embroiderers who routinely work with logos and artwork in vector format, Draw Fusion builds on Pulse's strong VBE foundation and uses its powerful stitch engine, assuring you of the highest possible stitch quality.



Draw Fusion supports all file formats currently supported by CorelDRAW®, including the latest versions of those formats, so you don't have to worry about format compatibility anymore!

Advanced digitizers who need greater control can bring in artwork without converting into stitches*, and manually assign stitch types and angle lines.




TRULY INTERACTIVE

The interactivity between CorelDRAW® and Tajima DG/ML by Pulse makes it easy to transfer designs between artwork and embroidery: change the stitches in Tajima DG/ML by Pulse and the artwork is automatically updated in CorelDRAW®. Make changes to the artwork and the stitches are dynamically updated to reflect those changes. No need to redo the embroidery if you need to update the artwork!

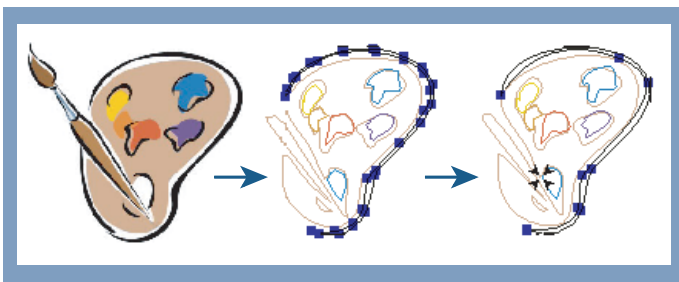
Changing the stitch types* in your embroidery design is easy too. Simply convert the satin to a complex fill or vice versa, or choose from any of the available stitch types till your design is just the way you want it to be.

EASY EDITING AND LETTERING

Create and manipulate shapes easily. Use the power of CorelDRAW® to create interesting shapes, manipulate the shapes for interesting effects and convert into embroidery instantly. Draw Fusion matches the colors in the design to actual threads, so you have the design ready to go!



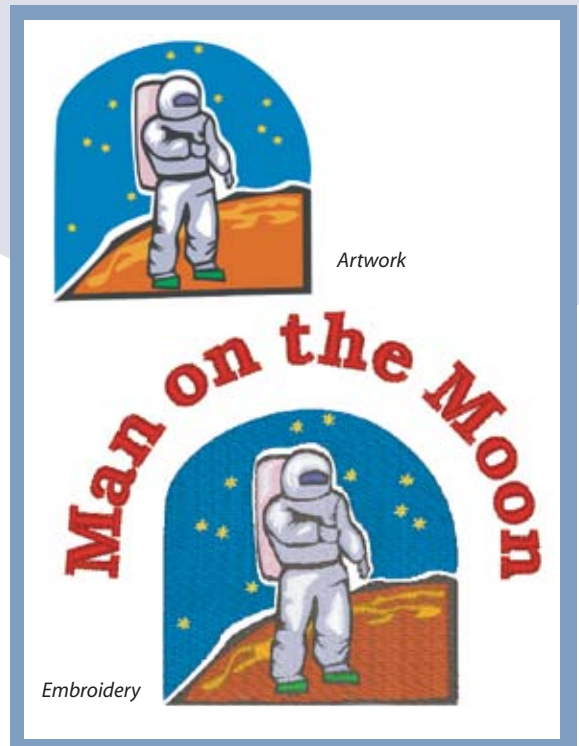
CorelDRAW®'s node reduction (curve smoothness) feature makes it easy for you to reduce the number of points in any artwork, even those you get by automatically tracing a design. A dramatic reduction in node points makes it easier to edit designs.



Smoother curves, fewer points.

* Not all levels support conversion to stitch types or unlimited conversion between stitch types. Please ask your salesperson for details.

Adding lettering to your design is a breeze- with over 125 standard fonts included in Tajima DG/ML by Pulse, you'll be sure to find the perfect font for any job.



FOR MORE INFORMATION, CONTACT YOUR TAJIMA DISTRIBUTOR