

EVERYTHING SEQUIN



Tajima DG/ML by Pulse is the only software to offer the most comprehensive suite of sequin creation tools today. In addition to superior Sequin tool and the industry's only automatic Sequin Fill tool, you'll find innovative tools like Freeplace Sequin, Eccentric Sequin and 4 new Sequin fonts created specially for sequin lettering.

The exclusive and newly introduced CCS (Color Change Sequin) tool and CCS Fill give you the ability to create designs with as many as 12 different sequins in one design. CCS Fill automatically fills shapes with mixed sequins to create stunning designs. Read on to find out how Tajima DG/ML by Pulse Sequin gives you more tools, flexibility and control to create dazzling sequin designs with ease.

TOP 12 REASONS TO BUY TAJIMA DG/ML BY PULSE SEQUIN

1. SEQUIN FILL WITH STRAIGHT LINES AND WAVES

Whether you want sequins to be punched in a straight line or to follow the direction of curved lines (waves), the Sequin Fill feature makes it simple to produce stunning designs filled with sequins. It is the industry's only automated tool to fill areas intelligently with sequin, while preserving holes.

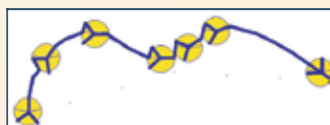
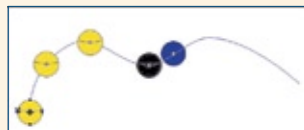


2. OVER 16 DIFFERENT SEQUIN STYLES

More sequin styles than ever before! Our sequin style collection is constantly updated. Choose from over 16 different sequin styles for tack down stitches and select the one that works perfectly for your design.

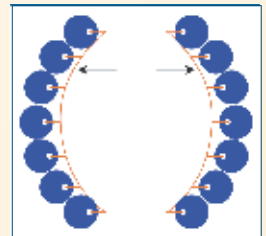
3. FREEPLACE SEQUIN TOOL

The new Freeplace Sequin tool allows you to freely place sequins as you digitise designs – it's just as easy as punching with the Manual tool. Just punch your outlines and drop sequins in the desired locations. Not happy with where you placed a sequin? Changing it is simple- just drag the sequin to a new location. You can even change the tack down style by selecting from any of the 16 different styles available.



4. ECCENTRIC SEQUIN TOOL

The revolutionary new Eccentric Sequin tool allows you to work with sequins where the hole is not in the exact centre of the sequin. The sequins will always drop with the same orientation and rotate once embroidered. These sequins are tacked down in only one direction, and create the dangling sequin effect.



Only Tajima DG/ML by Pulse supports Eccentric Sequin.

5. COLOR CHANGE SEQUIN TOOL AND SEQUIN FILL



With the new Color Change Sequin Feature, you can add up to 12 different sequins to a design. Sequins can be layered side by side or on top of another to create unique 3D effects. Also, you can easily convert an existing single sequin design in PXF format to a mixed sequin (CCS) design. Creating your own Sequin patterns is also easy- the design possibilities are infinite!

CCS tool and Fill are only available with Tajima DG/ML by Pulse

6. UNLIMITED REPEATS IN SEQUIN STYLES

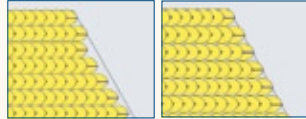
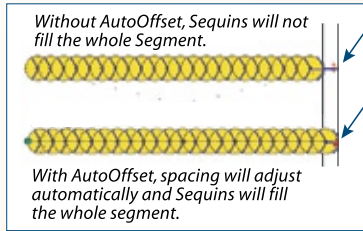
Gain more control over the attachment of sequins. With the Sequin Repeats setting, you can add an unlimited number of tack down stitches to any sequin style. This helps to hold sequins down stronger- useful for fabrics where a lot of wear or handling is expected.



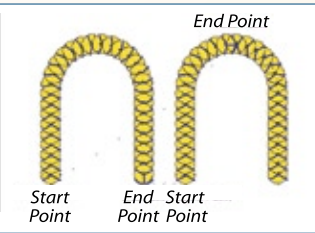
Top 12 Reasons to Buy Tajima DG/ML by Pulse Sequin

7. AUTOMATIC ADJUSTMENT OF SEQUIN SPACING

Save valuable time when working with sequins. If you need to place sequins on a line or fill a shape, the Auto Offset feature automatically adjusts the spacing between sequins to have them fill an entire segment, or fit a line. All the work is automatically done for you!




Fit to shape in Sequin Fill



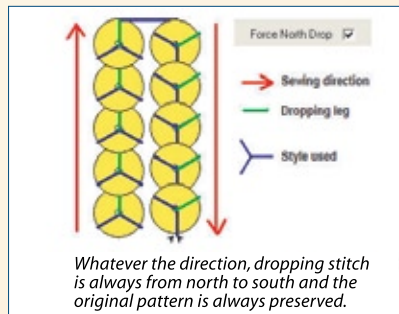
8. MOVABLE START AND END POINTS; LINE SPACING CONTROL

Freely move the start and end points of sequins for design efficiency or for interesting results. Specify the distance between lines of sequins, and the software automatically adjusts the spacing for you. Adding space creates a gap between the rows of sequin, and using negative spacing causes sequins to overlap (only certain styles work with negative line spacing).



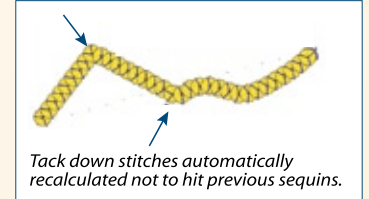
9. SEQUIN NORTH DROP

With the Sequin North Drop feature, drop stitches are automatically adjusted to any sequin style. No need to worry about sewing directions. Drop stitches are always placed from north to south, and your original pattern is always preserved in sequin designs.



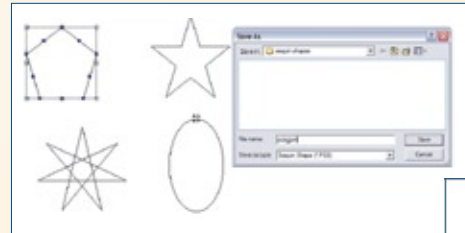
10. AUTOMATIC RECALCULATION OF SEQUIN – AVOID COLLISIONS

Get perfect results every time – even around complex sequin angles. Tajima DG/ML by Pulse automatically recalculates tack down stitches to prevent sequins from colliding with adjacent sequins.



11. USER-DEFINED SEQUIN SHAPES

Convert artwork shapes into sequin. With Tajima DG/ML by Pulse Sequins, you can define the shape of sequins, and adjust the size of sequin holes. Customize the look of your designs in just a few steps.



12. PLUS... WORK WITH 4 NEW SEQUIN FONTS

Eliminate the need to manually digitise sequins for lettering. With 2 beautiful block and 2 stylish script fonts, specially digitised for sequin, creating dazzling sequin lettering is simple. Use the sequin fonts like any embroidery fonts—simply type the letters required and the sequin lettering is ready. Add Programmed Runs or Steil borders to create special effects.



**No one does Sequin like Tajima DG/ML by Pulse can!
Contact your Tajima distributor for more information.**